BH


MISSION POSSIBLE!
Program Guide
Inspiring our campers to love Yiddishkeit
© JewishCurriculum.com

MISSION POSSIBLE! Curriculum

Dear Camp Director,
Looking for a complete, ready-to-run camp program that combines everything you need in one package? Introducing MISSION POSSIBLE! A thoughtfully designed, budget-friendly curriculum that takes the stress out of camp planning. With ready to use lessons, exciting games, creative crafts, printable fun sheets and more, your staff can bring each day to life with minimal preparation. We've designed the program to keep supply costs low while providing an exciting, high-quality camp experience.

Our goal is simple: To inspire campers to love Yiddishkeit! Every lesson, game, craft, and activity in the program guide connects to the daily theme, bringing its message to life in a fun, hands on, and memorable way. Rather than simply learning a concept and moving on, campers experience it throughout the day, allowing the lessons to truly sink in and become part of who they are.

Each Theme Includes:

Interactive lesson, Izzy Lizzy Scenario, Crafy, Camp Time, Arts & Craft, Science and Fun Sheet.

What's Included in Your Download Package:

1. **Program Guide:** 8 weekly themes with 39 daily themes. Every activity connects to the day's theme, bringing its message to life in a fun, hands on and memorable way.
2. **All Downloads:** All printable materials needed to run the program, including fun sheets, crafts, hunts, etc.
3. **1 Per Child Downloads:** All printable materials for each child to make printing simpler.
4. **Camp Theme Song:** Two versions (Camp Gan Israel and Camp Gan Yisroel.) Have a different camp name? Reach out for a customized version.
5. **Specialized Supply List:** A list of budget-friendly supply options (quantities of 50) to help you get the best value. Including links to Izzy & Lizzy puppets that complement the program.
6. **Camp Promotional Flyer**

A Complete Camp Program

MISSION POSSIBLE!

THEMES

1 I LEARN TO LEAD

- Being a role model
- Taking responsibility for my actions
- Keeping my word
- Helping without being asked
- Leading with kindness

2 I CARE FOR MYSELF

- Caring for my body
- Listening to my body
- We are what we eat
- I'm in charge of my choices
- Taking responsibility for myself

3 I CARE FOR OTHERS

- Including others
- Taking turns
- Being happy for others
- The power of a compliment
- Being the friend I want to have

4 I MAKE BRACHOS

There will be 2 themes each day

- Mezonos - Making a Bracha
- Ha'eitz - Where does food come from
- Ha'adamah - Don't take it for granted
- Shehakol - Answering Amen
- Hamotzi & Hagafen - Kavanah

5 I MAKE A DIFFERENCE

- Hashem needs me
- Doing the right thing
- Choosing my Yetzer Tov
- The ripple effect
- Being proud of my effort

6 I CONNECT TO HASHEM

- Hashem is always listening
- Kiddush Hashem
- Mitzvos with Simcha
- Hiddur Mitzvah
- I am never alone

7 I WANT MOSHIACH

- My Mitzvah makes a difference
- The Beis Hamikdash
- What the world will be like
- Moshiach is our goal

8 I CAN GROW

- Being happy with what I have
- Handling disappointment
- Perseverance
- Trying something new
- Winning and losing with a good attitude

© JewishCurriculum.com

CHOOSE THE YETZER TOV

DAILY LESSON

Lesson:

- Bring out 2 simple signs: YETZER TOV and YETZER HARA. Explain: Sometimes it feels like two voices are giving us ideas. The Yetzer Hara says, "Take it! Nobody will know!" The Yetzer Tov says, "Give it back. You know what's right."
- Here's the amazing part: every time you choose your Yetzer Tov, it gets stronger! Give quick choices and let campers point to which "voice" they should follow: Share or grab? Tell the truth or hide it? Help or walk away? Say something kind or hurtful? *(More Examples in downloads file)*
- Have everyone flex their muscles and say: "Every good choice makes my Yetzer Tov stronger!"



Lizzy & Izzy Scenarios

- Izzy really wants the ball another boy is using. His Yetzer Hara says, "Just grab it!" His Yetzer Tov says, "Wait for your turn." Which voice should he choose?
- Lizzy sees a treat on the table that isn't hers. Her Yetzer Hara says, "Nobody is watching!" Her Yetzer Tov says, "Ask first." What should she do?
- Izzy accidentally makes a mess. His Yetzer Hara says, "Walk away!" His Yetzer Tov says, "Clean it up." Which will make his Yetzer Tov stronger?
- Lizzy hears girls laughing at another girl. Her Yetzer Hara says, "Laugh too." Her Yetzer Tov says, "Be kind and include her." Which voice should she follow?

Movement — Yetzer Tov Power-Up *(Downloads File)*

- Campers begin crouched down. Call out a situation with two choices: "Your friend has a toy you want—GRAB or WAIT?" Campers shout the Yetzer Tov choice and do one power-up move: jump, squat, reach, march or flex.
- Each correct choice makes their imaginary Yetzer Tov Power Meter rise higher.
- Finish with everyone standing tall: "MY YETZER TOV IS STRONG!"

FUNSHEET

Yetzer Tov:
Circle the Correct Picture



CAMP TIME

Yetzer Tov Power Races:
Divide into teams. Each relay requires campers to physically make a good choice before returning.

1. Carry 2 balls; give one to a teammate before running back.
2. Race with a "lost item" and return it to the correct basket.
3. Race to collect scattered items and put them away.
4. Pick up a waiting teammate and finish the course together.
5. Counselor calls two choices; camper runs to the Yetzer Tov choice card.

Each completed challenge earns a POWER piece.
All teams ultimately spell YETZER TOV POWER!



ARTS & CRAFTS

Yetzer Tov - Pull the Tab:

- Template
- Crayons, Scissors
- Gems



Instructions

- Color your scene and strip
- Cut out (precut for younger kids)
- Add gems to the cover
- Explain how to pull the strip from behind to choose the correct choice

SCIENCE

Glowing Balloon Glove Science

- Clear glass cup
- latex glove
- vinegar
- Baking soda
- 1 color food coloring
- marker, phone flashlight



Directions:

- Draw a happy face on the glove.
- Fill cup ⅓ with vinegar and add food coloring.
- Put 2 Tbsp. baking soda inside the glove and stretch it over the cup without dropping it in.
- Shine the flashlight behind the cup.
- Lift the glove to drop in the baking soda—watch it fizz, glow and inflate!

Yetzer Tov Connection: Just like the gas makes the glove rise up, every time we listen to our Yetzer Tov and make a good choice, we rise higher and become better!

CRAFTY

Edible Crafts - Shape and Bake Cookies:

- Cookie dough (Make sure to have GF)
- Cookie shapes, rolling pins
- Chocolate chips and dye free sprinkles
- Trays



© JewishCurriculum.com

HASHEM IS ALWAYS LISTENING

DAILY LESSON

Lesson:

- Hashem hears every tefilla, whether we speak out loud or whisper. We can daven anywhere, anytime, and in our own words.
- We don't need fancy words to speak to Hashem. We can thank Him, ask for help, or share how we feel. Sometimes Hashem answers differently than we expect, but every tefilla matters. Just like a loving father listens to his child, Hashem always listens to us.
- Hashem wants us to feel close to Him and know that we are never alone. Whether we're playing outside, sitting in the car, feeling nervous, or having a wonderful day, we can always turn to Hashem. We don't have to wait until we're in shul or holding a siddur. Even a few simple words from our hearts are precious to Hashem, because He loves hearing from each of us!

Lizzy & Izzy Scenarios

- Izzy can't find his favorite toy. Should he get frustrated or ask Hashem to help him find it?
- Lizzy is nervous about learning something new. Can she ask Hashem to help her succeed?
- Izzy has a wonderful day. Should he only daven when he needs something, or can he thank Hashem too?
- Lizzy davened for sunshine, but it rained. Does that mean Hashem didn't hear her?

Movement – Tefilla Telephone Relay

Divide campers into teams. Whisper a short message to the first camper, who runs to the next teammate and passes it along. The last camper races to the counselor and repeats the message. Compare it with the original!

Connection: People sometimes misunderstand messages, but Hashem hears every word perfectly.

FUNSHEET

Find the Difference



CAMP TIME

Tefilla Scavenger Hunt:

- Print the clues on different color papers - each bunk gets one color.
- Campers race around to find clues
- At every stop, campers collect a puzzle piece and discuss something they can daven for or thank Hashem for.
- At the final stop, campers assemble their puzzle to reveal: "Hashem Hears Me Everywhere!"





ARTS & CRAFTS

Hashem Hears My Tefillos Phone:

- Foam sheets (cut into 4)
- Template
- Stickers
- Gems
- Glue





Instructions:

- Precut foam sheets into 4. Each kid gets one as a phone base
- Color the screen template and glue onto phone
- Add stickers numbers
- Decorate with gems

SCIENCE

Blooming Tefillos:

- Paper towel cut into small pieces
- washable markers
- warm dairy milk
- dish soap
- Plate



Instructions:

- Draw colorful patterns on a paper towel
- Pour a thin layer of warm milk into a shallow tray.
- Add a drop of dish soap to the towel's center, then gently place it on the milk. Watch the colors spread!

Tefilla Connection:

Just as the colors spread in every direction, we can daven to Hashem wherever we are. Hashem hears every tefilla, anytime and anywhere!

CRAFTY

Perler Beads Keychain

- Perler Beads
- Keychain Tag



Instructions:

- Campers create their own perler bead shapes with a hole close to the top so that a keychain can be put through.
- Onced ironed, attach the design to the keychain ring. Campers can write (or pre-write if they are too young) 'My Tefillos Reach Hashem!'
- Campers should hang them on their backpacks as reminders that Hashem always listens.

SAMPLE

© JewishCurriculum.com

START



A role model shows what's kind and right,
And helps make someone's day more bright.
Our first good choice is keeping clean—
Go where soap and water can be seen!

MISSION 1



Show careful handwashing for everyone to copy.
Little eyes watch what we do;
Our good choices teach them too!
Now find the place where stories stay,
On shelves until we read and play.

MISSION 2



Each camper straightens one book.
A role model helps without being told,
With caring hands and a heart of gold.
Your next clue waits where campers meet
To make a bracha, then sit and eat.

MISSION 3



Practice saying please and thank you.
Please and thank you lead the way;
Kind words brighten every day.
Now find the place with room to run,
Where outdoor games bring lots of fun!

MISSION 4



Take turns leading three movements.
Cheer for each leader!
A good role model takes a turn,
Then lets another lead and learn.
Now look for something growing green—
Where leaves and stems and soil are seen.

MISSION 5



Find one helpful job nearby and do it together.
Helping hands show others how;
We can make a difference now!
Find the place where games are stored,
With blocks and puzzles, never bored.

MISSION 6



Put away five toys together. Thank your helpers!
When we help, our friends can see
How kind a role model can be.
Your final stop is somewhere you rest—
Find a bench and do your best!

MISSION COMPLETE!



Each camper names one good action
they can show others today.
Say together:
We lead the way with good choices!

© JewishCurriculum.com

SAMPLE

I TAKE RESPONSIBILITY



© JewishCurriculum.com

SAMPLE

Find and color the 15 hidden pictures.



Hashem Needs Me

MAZE



SAMPLE

© JewishCurriculum.com