MY WORLD

MITZVAH CURRICULUM

For Ages 3-8



TABLE of CONTENTS

Week 1 - Kosher 06

Kosher Animals, Milk & Meat, Fish & Birds, Kosher Labels

Week 2 - Mitzvos 11

Kibbud Av V'eim, Ahavas Yisroel, Tzedakah, Mezuzah, Chesed

Week 3 - Middos 16

Being Truthful, Zrizus, Being Organized, Cleanliness, Proper Speech

Week 4 - Brachos 21

Ha'etz, Ha'adamah, Mezonos, Shehakol, Hamotzi and Hagafen

Week 5 - Moshiach 26

Moshiach, A house for Hashem, When Moshiach Comes, What Can We Do, Eretz Yisroel

Week 6 - Torah 31

The Holy Torah, Learning Torah, Teshuva, Alef Beis, Alef Beis

Week 7 - Hashem 36

Neshama, Belief in Hashem, Yetzer Hara vs. Yetzer Tov, Jewish Name, Jewish Birthday

Week 8 - Mitzvos 41

Simcha, Yarmulka & Tzitzis, Tefilla, Shabbos is Holy, Shabbos Candles

Additional 46

Parachute Games, Additional Group Games, Additional Crafts, Additional Science

SAMPLE

CAMP CALENDAR
5785 - 2025

MITZVOS 1	kosher Animals	Meat/Milk	Birds & Fish	Kosher Labels	NO CAMP	
KOSHER 2	Honor your Parents	Ahavas Yisroel	Tzedakah	Mezuzah	Chesed	
MIDDOS 3	Truthful	Zrizus	Being Organized	Cleanliness	Proper Speech	
BRACHOS 4	Ha'etz	Ha'adamah	Mezonos	Shehakol	Hamotzi-Hagafen	
HASHEM 5	Moshiach	A House for Hashem	When Moshiach Comes	What Can We Do	Eretz Yisroel	
TORAH 6	The Holy Torah	Learning Torah	Teshuva	א-ב	א-ב	
MOSHIACH 7	Neshama	Belief in Hashem	Yetzer Tov/Hara	Jewish Name	Jewish Birthday	
MITZVOS 8	Simcha	Yarmulka/Tzitzis	Tefilla	Shabbos is Holy	Shabbos Candles	

Time	Activity
9:00-10:30 Backyard	Morning Table Craft, Playground & Snack
10:30-11:15 Playroom	Davening & Circle Time — Learning & Group Interactive Activity
11:15-11:45 Art	Art
11:45-12:15 Lunch	Lunch
12:15-12:45	Outdoor Themed Activity — Science, Hunts, Active Games
12:45-2:45 Pool	Swimming — 12:45 dress, 1:05 waterplay, 1:30 swim, 2:15 dress
2:45-3:00 Playroom	Snack & Book
3:00-3:30	Themed Activity (Games and activities)



אֱמֶת

Speaking the Truth

Mommy wants to know who took a cookie from the jar without permission



אֱמֶת

Speaking the Truth

חֶסֶד

Help Mommy shop





SAMPLE

Dear Friends,

The purpose of the **My World Mitzvah Curriculum** is to help camp directors, counselors and teachers make learning a happy and joyful experience for children. Camp/School is the best time to infuse our children with a love for Yiddishkeit. This curriculum is geared for children ages 3-7.

My Mitzvah World Curriculum includes:

1. My World Program Guide - Hardcopy
2. My World Curriculum - Downloads (pdf)
3. Mitzvah cards and album (set of 36 cards, sold separately)

Each theme includes the following:

1. Morning Table Craft
2. Lesson
3. Group Discussion/Puppet Show with Izzy and Lizzy (Puppet Links in downloads file)
4. Art Project
5. Outdoor Fun (Science, Hunt, Race, Game, etc.)
6. Group Game
7. Water Activity
8. Book Suggestion

Copyright © 5784 - 2024
Mrs. Chayale Shagalow
כל הזכויות שמורות
All rights reserved

Due to the tremendous amount of work put into creating and designing this curriculum, no part of this book may be reproduced in any form, photocopying, mechanical, electronic or other use without written permission from the author. Personal copies for your own camp/school are permitted, but cannot be shared with any other camp or organization or for resale. This cannot be shared with your friends, sisters and cousins either.

Camp directors, teachers and educators upon whom it is incumbent to follow the higher moral and ethical standards set forth in our Torah, must certainly abide by the request for compliance with the copyright laws.

Kindly address all comments or questions to the author.

Morah Chayale Shagalow
cshagalow@gmail.com
JewishCurriculum.com

Kibud Av V'eim

- It's a mitzvah for children to honor their parents. By honoring our parents, we also honor Hashem.
- Hashem promises us long life if we keep this Mitzvah.
- What are ways to honor our parents?
  - We should carry out their wishes happily and quickly vs. whining and kvetching.
  - We should never contradict our parents. If we disagree, we must still be ready to do what they ask. We can the discuss our disagreement politely.
  - We should honor our parents even if we are embarrassed to carry out their wishes.
  - If someone asks our parent a question we wait for our parents to answer first.
  - We never sit in our parents' places.
  - We should always thank our parents for the good things they do for us. We should let them know that w appreciate the money they spend to provide us with food, clothes and education.
  - We never wake up our parents when they are taking a nap.

1: Morning Table Craft

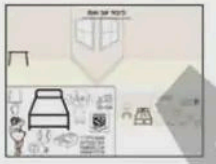

2: Group Discussion/Puppet Show



Act out the following scene: Izzy & Lizzy are hungry and debating if they are allowed to wake up Mommy from her nap. Izzy will eventually suggest that they cut an apple by themselves so Mommy can rest.

3: Art Project

rame for Parents

- Picture of every child printed out prior to art
- Paint,
- Sequins
- Popsicle sticks
- 'I love my Parents' Template



nstructions

- Give every child a paper plate.
- Show children how to glue popsicle sticks together - on the sides - on a paper plate.
- Do not move them - and keep them on the plate.
- Paint the popsicle sticks.
- Place picture of child and glue on that says 'I love my parents.'

4: Outdoor Fun

Nature Bracelet Gift:



To be gifted to campers' mother

1. Before going outdoors, wrap a piece of masking tape to each child's wrist, sticky side up.
2. As you explore, help campers attach colorful leaves and flowers to their bracelet.
3. When done, place another piece on top to seal the flowers.

5: Group Game

Play musical chairs (using spotters) - with the campers not being able to sit on Abba's chair. Place a Shabbos Abba hat on one of the chairs with the words אבא on it.



6: Waterplay

Clean the Cars:
Give campers sponges, shaving cream and soap to clean the toy cars.



Book Suggestions

- The Gratitude Game
- The Key Under The Pillow

SAMPLE